Asunto:	EVOLUCIÓN PRECIOS EN SURTIDOR DE LOS DISTINTOS COMBUSTIBLES (febrero 2024)
Circular nº:	077-G-24
Dirección de:	RELACIONES UE Y NORMATIVA
Departamento:	NORMATIVA
Fecha:	Madrid, 18 de marzo de 2024

GASOIL

	PRECIO MEDIO GASOIL (IMPUESTOS INCLUIDOS) (Céntimos de Euro/Litro)							
Mes	2017	2018	2019	2020	2021	2022	2023	2024
Enero	112,82	116,18	115,81	124,09	109,69	138,76	168,77	149,16
Febrero	112,97	114,28	120,36	120,27	114,00	147,08	162,26	154,39
Marzo	111,13	113,70	122,85	111,28	118,38	176,82	156,89	
Abril	111,54	116,79	124,47	101,83	118,18	183,08	150,52	
Mayo	108,63	121,91	125,78	98,97	120,61	188,00	141,89	
Junio	105,35	123,10	120,74	102,37	123,55	203,62	142,95	
Julio	105,18	122,53	121,04	105,77	126,37	197,14	146,23	
Agosto	107,05	122,91	120,4	106,03	126,45	184,67	159,16	
Septiembre	109,04	124,64	121,51	103,91	128,01	186,50	166,14	
Octubre	110,86	127,64	121,45	102,69	135,51	192,52	166,12	
Noviembre	113,28	124,42	121,54	102,76	138,13	189,26	158,95	
Diciembre	113,83	115,71	122,6	106,49	134,70	168,31	150,88	
MEDIA	110,14	120,32	121,55	107,21	124,47	179,65	155,90	151,78

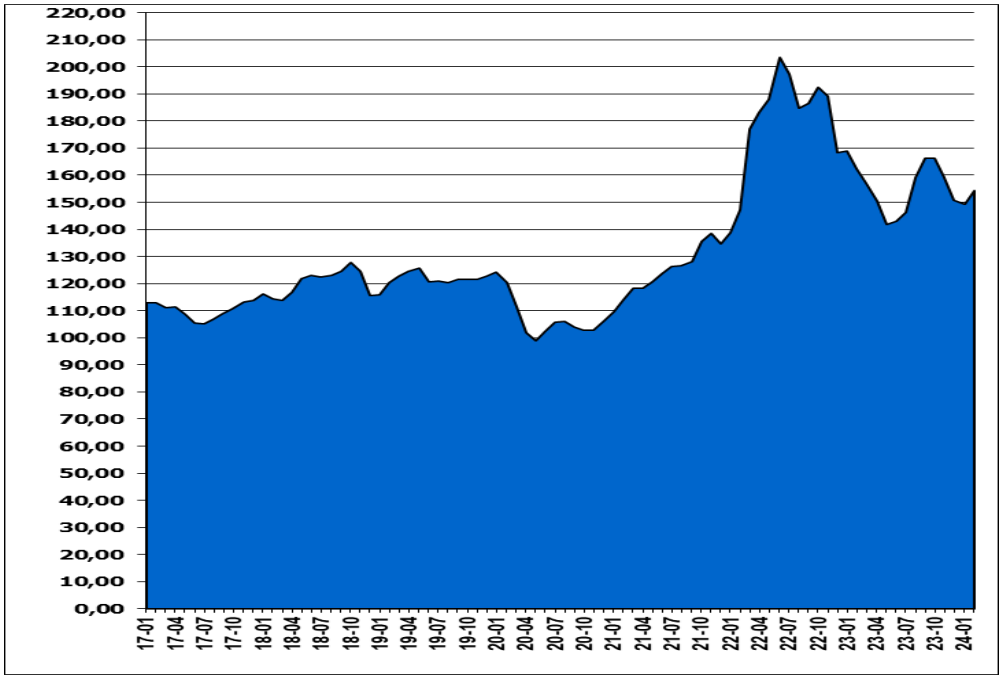

El siguiente cuadro sirve de ayuda a las empresas para ver el impacto de la variación mensual del precio medio del litro de Gasoil en surtidor, comparando las diferencias producidas sobre el precio del combustible entre la firma del contrato de transporte y la realización de este. Las variaciones se obtienen comparando los precios medios mensuales publicados periódicamente por el Ministerio de Transición Ecológica.

CUADRO: Variación del precio medio mensual del gasoil entre el momento en que se contrató el transporte y aquel en que se realizó efectivamente

GASOIL	MES	Mes de celebración del contrato de transporte																													
PVP mensual	Operación	jul-21	ago-21	sep-21	oct-21	nov-21	dic-21	ene-22	feb-22	mar-22	abr-22	may-22	jun-22	jul-22	ago-22	sep-22	oct-22	nov-22	dic-22	ene-23	feb-23	mar-23	abr-23	may-23	jun-23	jul-23	ago-23	sep-23	oct-23	nov-23	dic-23	ene-24
1,2637	jul-21	0,000%																														
1,2645	ago-21	0,060%	0,000%																													
1,2801	sep-21	1,298%	1,234%	0,000%																												
1,3551	oct-21	7,233%	7,165%	5,859%	0,000%																											
1,3813	nov-21	9,306%	9,237%	7,906%	1,933%	0,000%																										
1,3469	dic-21	6,584%	6,516%	5,218%	-0,655%	-2,490%	0,000%																									
1,3876	ene-22	9,805%	9,735%	8,398%	2,398%	0,456%	3,022%	0,000%																								
1,4708	feb-22	16,388%	16,315%	14,897%	8,538%	6,479%	9,199%	5,996%	0,000%																							
1,7682	mar-22	39,902%	39,834%	38,130%	30,485%	28,060%	31,279%	27,423%	20,220%	0,000%																						
1,8308	abr-22	44,876%	44,784%	43,020%	35,104%	32,542%	35,927%	31,940%	24,476%	3,540%	0,000%																					
1,8800	may-22	48,769%	48,675%	46,894%	38,735%	36,194%	39,580%	35,486%	27,822%	6,323%	2,687%	0,000%																				
2,0362	jun-22	61,130%	61,028%	59,066%	50,352%	47,412%	51,177%	46,743%	38,442%	15,157%	11,210%	8,309%	0,000%																			
1,9714	jul-22	56,002%	55,904%	54,004%	45,480%	42,721%	46,366%	42,073%	34,038%	11,492%	7,680%	4,862%	-3,182%	0,000%																		
1,8467	ago-22	46,154%	46,042%	44,262%	36,278%	33,693%	37,107%	33,086%	25,558%	4,440%	0,868%	-1,771%	-9,307%	-6,325%	0,000%																	
1,8650	sep-22	47,582%	47,485%	45,692%	37,628%	35,018%	38,466%	34,405%	26,802%	5,474%	1,868%	-0,798%	-8,408%	-5,397%	0,991%	0,000%																
1,9252	oct-22	52,340%	52,230%	50,395%	42,071%	39,376%	42,936%	38,743%	30,895%	8,879%	5,156%	2,404%	-5,451%	-2,344%	4,251%	3,228%	0,000%															
1,8926	nov-22	49,767%	49,672%	47,848%	39,665%	37,016%	40,515%	36,394%	28,678%	7,035%	3,376%	0,670%	-7,052%	-3,997%	2,486%	1,489%	-1,663%	0,000%														
1,6811	dic-22	33,188%	33,104%	31,482%	24,205%	21,848%	24,961%	21,296%	14,424%	-4,813%	-8,068%	-10,472%	-17,341%	-14,624%	-8,859%	-9,752%	-12,375%	-11,069%	0,000%													
1,6877	ene-23	33,552%	33,468%	31,841%	24,544%	22,182%	25,303%	21,627%	14,747%	-4,553%	-7,816%	-10,229%	-17,115%	-14,391%	-8,610%	-9,507%	-12,138%	-10,826%	0,273%	0,000%												
1,6226	feb-23	28,401%	28,319%	26,758%	19,740%	17,469%	20,489%	16,936%	10,321%	-8,234%	-11,372%	-13,691%	-20,312%	-17,693%	-12,135%	-12,997%	-15,718%	-14,269%	-3,595%	-3,857%	0,000%											
1,5689	mar-23	24,151%	24,073%	22,561%	15,777%	13,581%	16,482%	13,064%	6,630%	-11,275%	-14,305%	-16,548%	-22,950%	-20,417%	-15,043%	-15,877%	-18,507%	-17,103%	-6,785%	-7,039%	-3,316%	0,000%										
1,5052	abr-23	19,111%	19,035%	17,585%	11,077%	8,970%	11,753%	8,475%	2,339%	-14,874%	-17,785%	-19,936%	-26,078%	-23,648%	-18,492%	-19,282%	-21,816%	-20,469%	-10,570%	-10,814%	-7,235%	-4,066%	0,000%									
1,4189	may-23	12,281%	12,210%	10,843%	4,708%	2,722%	5,346%	2,256%	-3,529%	-19,755%	-22,498%	-24,527%	-30,316%	-28,026%	-23,166%	-23,928%	-26,299%	-25,029%	-15,697%	-15,927%	-12,554%	-9,561%	-5,723%	0,000%								
1,4290	jun-23	13,120%	13,049%	11,671%	5,490%	3,489%	6,133%	3,020%	-2,868%	-19,155%	-21,919%	-23,962%	-29,796%	-27,488%	-22,592%	-23,361%	-25,748%	-24,469%	-15,067%	-15,299%	-12,361%	-8,885%	-5,028%	0,747%	0,000%							
1,4623	jul-23	15,716%	15,643%	14,233%	7,911%	5,864%	8,568%	5,383%	-0,578%	-17,300%	-20,128%	-22,218%	-28,185%	-25,824%	-20,816%	-21,582%	-24,044%	-22,736%	-13,119%	-13,359%	-9,879%	-6,795%	-2,850%	3,059%	2,288%	0,000%						
1,5916	ago-23	25,948%	25,868%	24,334%	17,453%	15,225%	18,168%	14,702%	8,213%	-9,988%	-13,063%	-15,340%	-21,835%	-19,265%	-13,814%	-14,660%	-17,328%	-15,904%	-5,436%	-5,694%	-1,911%	1,447%	5,740%	12,171%	11,240%	8,842%	0,000%					
1,6614	sep-23	31,471%	31,388%	29,787%	22,603%	20,278%	23,350%	19,752%	12,960%	-6,040%	-9,251%	-11,628%	-18,407%	-15,725%	-10,044%	-10,917%	-13,702%	-12,216%	-1,288%	-1,558%	2,391%	5,886%	10,377%	17,091%	16,222%	13,614%	4,386%	0,000%				
1,6612	Oct-23	31,455%	31,372%	29,771%	22,589%	20,264%	23,335%	19,717%	12,945%	-6,051%	-9,264%	-11,638%	-18,417%	-15,735%	-10,045%	-10,928%	-13,713%	-12,227%	-1,301%	-1,570%	2,379%	5,883%	10,364%	17,077%	16,208%	13,602%	4,373%	-0,012%	0,000%			
1,5895	nov-23	25,781%	25,702%	24,170%	17,298%	15,073%	18,012%	14,550%	8,070%	-10,106%	-13,180%	-15,452%	-21,938%	-19,372%	-13,928%	-14,772%	-17,437%	-16,013%	-5,561%	-5,819%	-2,040%	1,313%	5,601%	12,022%	11,193%	8,699%	-0,132%	-4,328%	-4,316%	0,000%		
1,5088	dic-23	19,395%	19,320%	17,866%	11,342%	9,230%	12,020%	8,735%	2,584%	-14,670%	-17,588%	-19,740%	-25,901%	-23,464%	-18,298%	-19,098%	-21,629%	-20,279%	-10,390%	-10,600%	-7,013%	-3,851%	0,259%	6,336%	5,547%	3,180%	-5,202%	-9,185%	-9,174%	-6,077%	0,000%	
1,4916	ene-24	18,034%	17,960%	16,522%	10,073%	7,985%	10,743%	7,495%	1,414%	-15,643%	-18,527%	-20,660%	-26,746%	-24,338%	-19,229%	-20,021%	-22,522%	-21,188%	-11,378%	-11,619%	-8,073%	-4,927%	-0,904%	5,124%	4,344%	2,004%	-6,283%	-10,220%	-10,209%	-6,159%	-1,140%	0,000%
1,5439	feb-24	22,173%	22,096%	20,608%	13,933%	11,772%	14,626%	11,264%	4,970%	-12,685%	-15,671%	-17,878%	-24,177%	-21,685%	-16,397%	-17,217%	-19,808%	-18,424%	-8,270%	-8,520%	-4,850%	-1,593%	2,571%	8,833%	8,003%	5,580%	-2,997%	-7,072%	-7,061%	-3,869%	2,320%	3,506%

	Precio medio mensual del GASOIL en surtidor (PVP, en €/litro)
	Mes en el que se realiza la operación de transporte
	Mes de celebración del contrato de transporte

GLP

	PRECIO MEDIO GLP (IMPUESTOS INCLUIDOS) (Céntimos de Euro/lt)							
Mes	2017	2018	2019	2020	2021	2022	2023	2024
Enero	0,0	0,0	66,0	72,7	68,00	85,33	101,23	93,38
Febrero	0,0	0,0	67,2	72,7	69,57	87,03	100,54	93,78
Marzo	0,0	0,0	69,0	70,0	71,59	92,34	99,24	
Abril	0,0	0,0	70,9	67,1	72,56	97,98	97,08	
Mayo	0,0	0,0	69,0	66,7	72,85	100,34	94,59	
Junio	0,0	0,0	72,6	66,6	73,52	103,27	93,20	
Julio	0,0	0,0	71,8	66,6	75,63	105,32	91,97	
Agosto	0,0	0,0	71,5	66,5	77,46	104,67	92,71	
Septiembre	0,0	0,0	71,4	66,5	78,69	104,51	94,06	
Octubre	0,0	0,0	72,1	66,4	81,41	103,62	94,97	
Noviembre	0,0	0,0	72,5	66,4	84,19	104,44	94,78	
Diciembre	0,0	0,0	72,5	66,7	84,89	103,52	93,83	
MEDIA	0,00	0,00	70,54	67,88	75,86	99,36	95,68	93,58

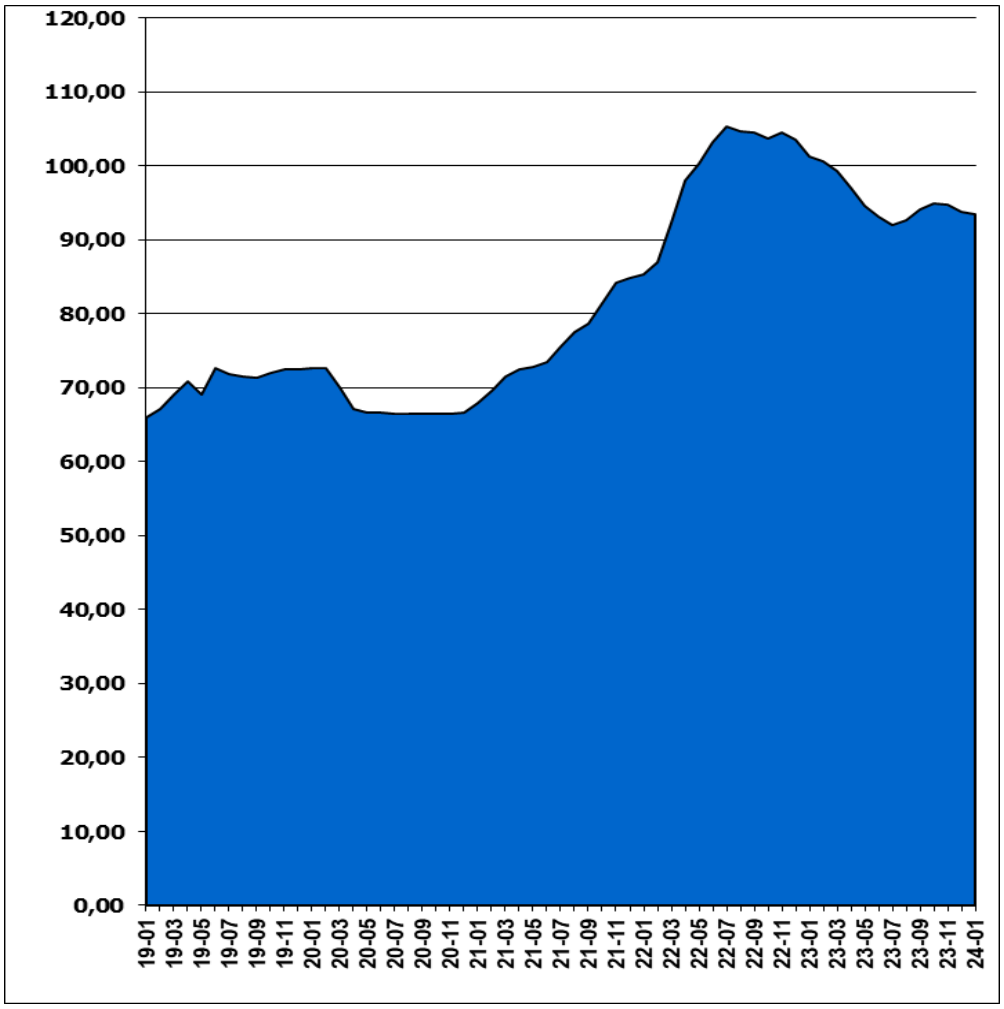

El siguiente cuadro sirve de ayuda a las empresas para ver el impacto de la variación mensual del precio medio del litro de GLP en surtidor, comparando las diferencias producidas sobre el precio del combustible entre la firma del contrato de transporte y la realización de este. Las variaciones se obtienen comparando los precios medios mensuales publicados periódicamente por el Ministerio de Transición Ecológica.

CUADRO: Variación del precio medio mensual del GLP entre el momento en que se contrató el transporte y aquel en que se realizó efectivamente

GLP	MES	Mes de celebración del contrato de transporte																													
PVP mensual	Operación	jul-21	ago-21	sep-21	oct-21	nov-21	dic-21	ene-22	feb-22	mar-22	abr-22	may-22	jun-22	jul-22	ago-22	sep-22	oct-22	nov-22	dic-22	ene-23	feb-23	mar-23	abr-23	may-23	jun-23	jul-23	ago-23	sep-23	oct-23	nov-23	dic-23	ene-24
0,7563	jul-21	0,000%																														
0,7746	ago-21	2,420%	0,000%																													
0,7869	sep-21	4,040%	1,588%	0,000%																												
0,8141	oct-21	7,642%	5,099%	3,457%	0,000%																											
0,8419	nov-21	11,318%	8,698%	6,989%	3,415%	0,000%																										
0,8489	dic-21	12,244%	9,592%	7,870%	4,275%	0,831%	0,000%																									
0,8533	ene-22	12,826%	10,160%	8,438%	4,815%	1,354%	0,518%	0,000%																								
0,8703	feb-22	15,073%	12,355%	10,599%	6,903%	3,373%	2,521%	1,992%	0,000%																							
0,9234	mar-22	22,094%	19,210%	17,347%	13,426%	9,680%	8,770%	8,215%	6,101%	0,000%																						
0,9798	abr-22	29,552%	26,491%	24,514%	20,354%	16,380%	15,420%	14,825%	12,582%	6,108%	0,000%																					
1,0034	may-22	32,672%	29,538%	27,513%	23,253%	19,183%	18,200%	17,591%	15,294%	8,064%	2,409%	0,000%																				
1,0327	jun-22	36,546%	33,320%	31,290%	26,852%	22,663%	21,652%	21,034%	18,660%	11,837%	5,399%	2,500%	0,000%																			
1,0532	jul-22	39,257%	35,967%	33,842%	29,370%	25,098%	24,066%	23,427%	21,018%	14,057%	7,491%	4,963%	1,985%	0,000%																		
1,0467	ago-22	38,397%	35,128%	33,016%	28,571%	24,328%	23,301%	22,665%	20,269%	13,358%	6,828%	4,315%	1,356%	-0,617%	0,000%																	
1,0451	sep-22	38,188%	34,921%	32,812%	28,375%	24,138%	23,112%	22,477%	20,085%	13,180%	6,665%	4,156%	1,201%	-0,769%	-0,153%	0,000%																
1,0362	oct-22	37,009%	33,772%	31,681%	27,282%	23,079%	22,064%	21,434%	19,062%	12,216%	5,756%	3,269%	0,339%	-1,614%	-1,003%	-0,852%	0,000%															
1,0444	nov-22	38,093%	34,831%	32,723%	28,289%	24,053%	23,030%	22,395%	20,005%	13,104%	6,593%	4,086%	1,133%	-0,836%	-0,220%	-0,067%	0,791%	0,000%														
1,0352	dic-22	36,877%	33,643%	31,554%	27,159%	22,960%	21,946%	21,317%	18,947%	12,107%	5,654%	3,169%	0,242%	-1,709%	-1,099%	-0,947%	-0,089%	-0,883%	0,000%													
1,0123	ene-23	33,849%	30,687%	28,644%	24,346%	20,240%	19,248%	18,634%	16,316%	9,627%	3,317%	0,887%	-1,973%	-3,883%	-3,287%	-3,138%	-2,307%	-3,074%	-2,212%	0,000%												
1,0054	feb-23	32,937%	29,796%	27,767%	23,498%	19,420%	18,438%	17,825%	15,523%	8,880%	2,613%	0,199%	-2,644%	-4,539%	-3,940%	-3,789%	-2,972%	-3,734%	-2,879%	-0,682%	0,000%											
0,9924	mar-23	31,218%	28,118%	26,115%	21,921%	17,876%	16,904%	16,301%	14,020%	7,472%	1,286%	-1,090%	-3,902%	-5,773%	-5,188%	-5,043%	-4,227%	-4,973%	-4,134%	-1,986%	-1,293%	0,000%										
0,9708	abr-23	28,362%	25,329%	23,370%	19,248%	15,311%	14,360%	13,770%	11,548%	5,133%	-0,919%	-3,249%	-5,994%	-7,824%	-7,251%	-7,109%	-6,312%	-7,047%	-6,221%	-4,100%	-3,441%	-2,177%	0,000%									
0,9459	may-23	25,069%	22,115%	20,200%	16,190%	12,353%	11,427%	10,852%	8,687%	2,437%	-3,460%	-5,721%	-8,455%	-10,188%	-9,630%	-9,492%	-8,710%	-9,413%	-8,626%	-6,559%	-5,919%	-4,686%	-2,565%	0,000%								
0,9320	jun-23	23,232%	20,320%	18,439%	14,462%	10,702%	9,789%	9,222%	7,090%	0,931%	-4,875%	-7,116%	-9,751%	-11,508%	-10,958%	-10,822%	-10,059%	-10,762%	-9,969%	-7,922%	-7,301%	-6,086%	-3,987%	-1,409%	0,000%							
0,9197	jul-23	21,605%	18,732%	16,870%	12,971%	9,241%	8,340%	7,782%	5,676%	-0,401%	-6,134%	-8,342%	-10,942%	-12,676%	-12,133%	-11,999%	-11,243%	-11,949%	-11,157%	-9,147%	-8,524%	-7,328%	-5,264%	-2,770%	-1,320%	0,000%						
0,9271	ago-23	22,584%	19,688%	17,817%	13,880%	10,120%	9,212%	8,649%	6,526%	0,401%	-5,379%	-7,604%	-10,226%	-11,973%	-11,426%	-11,291%	-10,529%	-11,231%	-10,442%	-8,416%	-7,788%	-6,580%	-4,501%	-1,980%	-0,526%	0,895%	0,000%					
0,9406	sep-23	24,369%	21,450%	19,532%	15,539%	11,723%	10,802%	10,231%	8,078%	1,863%	-4,001%	-6,259%	-8,918%	-10,691%	-10,137%	-9,999%	-9,226%	-9,939%	-9,138%	-7,083%	-6,445%	-5,220%	-3,111%	-0,560%	0,923%	2,272%	1,404%	0,000%				
0,9497	oct-23	25,572%	22,601%	20,689%	16,656%	12,804%	11,874%	11,297%	9,123%	2,948%	-3,072%	-5,352%	-8,037%	-9,827%	-9,267%	-9,128%	-8,348%	-9,067%	-8,259%	-6,184%	-5,540%	-4,303%	-2,173%	0,402%	1,889%	3,262%	2,438%	0,987%	0,000%			
0,9478	nov-23	25,321%	22,360%	20,447%	16,423%	12,579%	11,650%	11,075%	8,905%	2,642%	-3,246%	-5,541%	-8,221%	-10,008%	-9,449%	-9,310%	-8,531%	-9,249%	-8,443%	-6,372%	-5,729%	-4,494%	-2,369%	0,201%	1,695%	3,055%	2,233%	0,785%	-0,200%	0,000%		
0,9383	dic-23	24,065%	21,133%	19,240%	15,250%	11,450%	10,531%	9,961%	7,813%	1,614%	-4,236%	-6,488%	-9,141%	-10,910%	-10,356%	-10,219%	-9,449%	-10,159%	-9,361%	-7,310%	-6,674%	-5,451%	-3,348%	-0,823%	0,676%	2,022%	1,208%	-0,245%	-1,200%	-1,002%	0,000%	
0,9338	ene-24	23,470%	20,553%	18,668%	14,703%	10,916%	10,001%	9,434%	7,296%	1,126%	-4,695%	-6,936%	-9,577%	-11,337%	-10,786%	-10,650%	-9,882%	-10,590%	-9,795%	-7,755%	-7,122%	-5,905%	-3,811%	-1,279%	0,193%	1,533%	0,723%	-0,723%	-1,674%	-1,477%	-0,469%	0,000%
0,9378	feb-24	23,998%	21,069%	19,177%	15,190%	11,391%	10,472%	9,903%	7,756%	1,559%	-4,287%	-6,538%	-9,190%	-10,957%	-10,404%	-10,267%	-9,496%	-10,207%	-9,409%	-7,359%	-6,724%	-5,502%	-3,399%	-0,856%	0,622%	1,968%	1,154%	-0,298%	-1,253%	-1,055%	-0,053%	0,428%

	Precio medio mensual del GNL en surtidor (PVP, en €/kg)
	Mes en el que se realiza la operación de transporte
	Mes de celebración del contrato de transporte

GNL

	PRECIO MEDIO GNL (IMPUESTOS INCLUIDOS) (Céntimos de Euro/Kg)							
Mes	2017	2018	2019	2020	2021	2022	2023	2024
Enero	0,0	0,0	85,5	85,0	72,3	177,94	162,86	102,67
Febrero	0,0	0,0	85,6	84,9	72,2	183,23	142,88	96,66
Marzo	0,0	0,0	85,3	84,6	72,2	178,44	130,14	
Abril	0,0	0,0	84,2	82,0	73,2	213,60	119,14	
Mayo	0,0	0,0	85,3	81,6	74,0	193,44	108,03	
Junio	0,0	0,0	83,7	81,4	74,1	179,55	98,87	
Julio	0,0	0,0	83,3	74,0	79,2	211,92	99,61	
Agosto	0,0	0,0	84,8	72,7	79,7	262,04	96,62	
Septiembre	0,0	0,0	85,0	72,6	80,1	279,10	99,88	
Octubre	0,0	0,0	85,0	72,5	91,4	172,21	104,43	
Noviembre	0,0	0,0	85,0	72,5	98,8	141,40	105,70	
Diciembre	0,0	0,0	85,1	72,3	107,0	184,32	103,84	
MEDIA	0,00	0,00	84,80	78,00	81,18	198,10	114,33	99,67

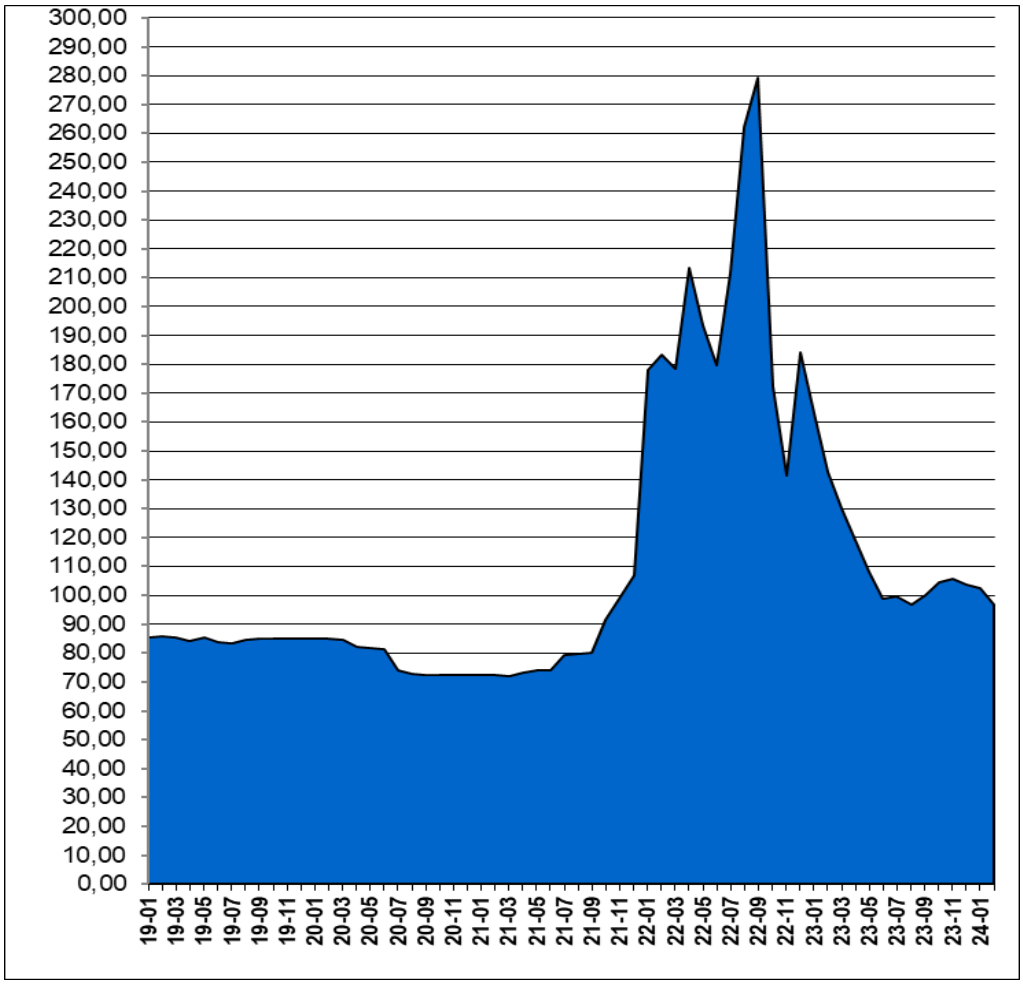

El siguiente cuadro sirve de ayuda a las empresas para ver el impacto de la variación mensual del precio medio del Kg. de GNL en surtidor, comparando las diferencias producidas sobre el precio del combustible entre la firma del contrato de transporte y la realización de este. Las variaciones se obtienen comparando los precios medios mensuales publicados periódicamente por el Ministerio de Transición Ecológica.

CUADRO: Variación del precio medio mensual del GNL entre el momento en que se contrató el transporte y aquel en que se realizó efectivamente

GNL	MES	Mes de celebración del contrato de transporte																													
PVP mensual	Operación	jul-21	ago-21	sep-21	oct-21	nov-21	dic-21	ene-22	feb-22	mar-22	abr-22	may-22	jun-22	jul-22	ago-22	sep-22	oct-22	nov-22	dic-22	ene-23	feb-23	mar-23	abr-23	may-23	jun-23	jul-23	ago-23	sep-23	oct-23	nov-23	dic-23	ene-24
0,7916	jul-21	0,000%																														
0,7974	ago-21	0,733%	0,000%																													
0,8006	sep-21	1,137%	0,401%	0,000%																												
0,9137	oct-21	15,424%	14,585%	14,127%	0,000%																											
0,9880	nov-21	24,811%	23,903%	23,407%	8,132%	0,000%																										
1,0098	dic-21	35,144%	34,161%	33,635%	17,084%	8,279%	0,000%																									
1,2794	ene-22	134,785%	123,150%	122,258%	94,747%	80,101%	66,330%	0,000%																								
1,8323	feb-22	131,468%	125,784%	138,846%	100,536%	85,455%	71,275%	2,973%	0,000%																							
1,7844	mar-22	125,417%	123,777%	122,883%	95,294%	80,607%	66,798%	0,281%	-2,614%	0,000%																						
2,1360	abr-22	169,833%	167,871%	166,800%	133,775%	116,194%	99,663%	20,040%	16,575%	19,704%	0,000%																					
1,9344	may-22	144,366%	142,588%	141,639%	111,711%	95,780%	80,819%	8,711%	5,572%	8,465%	-9,438%	0,000%																				
1,7953	jun-22	126,833%	125,169%	124,269%	96,503%	81,791%	67,835%	0,985%	-2,008%	0,622%	-15,941%	-7,181%	0,000%																			
2,1192	jul-22	167,711%	165,764%	164,701%	131,936%	114,494%	98,093%	19,096%	15,658%	18,763%	-0,787%	9,553%	18,028%	0,000%																		
2,6204	ago-22	231,086%	228,618%	227,305%	186,790%	165,223%	144,943%	47,263%	43,012%	46,850%	22,678%	35,465%	45,943%	23,655%	0,000%																	
2,7910	sep-22	252,577%	250,013%	248,614%	205,461%	182,490%	160,890%	56,851%	52,322%	56,411%	30,665%	44,282%	55,444%	33,701%	6,510%	0,000%																
1,7221	oct-22	117,547%	115,964%	115,101%	88,475%	74,302%	60,974%	-3,220%	-6,014%	-3,491%	-19,377%	-10,975%	-4,088%	-18,738%	-34,281%	-38,298%	0,000%															
1,4140	nov-22	78,620%	77,326%	76,618%	54,755%	43,117%	32,174%	-20,535%	-22,629%	-20,758%	-33,801%	-26,902%	-21,248%	-33,277%	-46,039%	-49,237%	-17,891%	0,000%														
1,8432	dic-22	132,846%	131,151%	130,227%	105,729%	88,593%	72,234%	3,582%	0,595%	3,295%	-13,708%	-4,715%	2,657%	-15,024%	-29,660%	-33,959%	7,632%	36,354%	0,000%													
1,6286	ene-23	105,735%	104,239%	103,422%	78,242%	64,838%	52,234%	-8,473%	-11,117%	-8,731%	-23,755%	-15,800%	-9,295%	-23,150%	-37,849%	-41,649%	-5,429%	15,177%	-11,643%	0,000%												
1,4288	feb-23	80,495%	79,182%	78,468%	56,375%	44,615%	33,558%	-19,703%	-22,022%	-19,928%	-33,109%	-26,137%	-20,423%	-32,578%	-45,474%	-48,807%	-17,032%	1,647%	-22,483%	-12,198%	0,000%											
1,3014	mar-23	64,401%	63,205%	62,553%	42,432%	31,731%	21,649%	-26,863%	-28,975%	-27,088%	-39,075%	-32,723%	-27,513%	-38,590%	-50,336%	-53,372%	-24,429%	-7,963%	-29,395%	-20,061%	-8,917%	0,000%										
1,1914	abr-23	50,505%	49,411%	48,813%	30,393%	20,587%	11,367%	-33,045%	-34,978%	-33,232%	-44,223%	-38,410%	-33,645%	-43,781%	-54,534%	-57,313%	-30,817%	-15,743%	-35,362%	-26,845%	-16,615%	-8,452%	0,000%									
1,0803	may-23	36,470%	35,478%	34,938%	18,234%	9,342%	0,981%	-39,289%	-41,041%	-39,459%	-49,424%	-44,153%	-39,833%	-49,023%	-58,773%	-61,293%	-37,268%	-23,609%	-41,390%	-33,667%	-24,391%	-16,989%	-8,325%	0,000%								
0,9887	jun-23	24,898%	23,990%	23,495%	8,208%	0,071%	-7,581%	-44,436%	-46,040%	-44,592%	-53,712%	-48,889%	-44,593%	-53,346%	-62,269%	-64,575%	-42,588%	-30,079%	-46,369%	-39,281%	-30,852%	-24,028%	-17,014%	-8,479%	0,000%							
0,9961	jul-23	25,834%	24,918%	24,419%	9,018%	0,820%	-6,889%	-44,020%	-45,637%	-44,177%	-53,366%	-48,506%	-44,522%	-52,996%	-61,987%	-64,310%	-42,158%	-29,954%	-45,968%	-38,937%	-30,284%	-23,459%	-16,392%	-7,794%	0,748%	0,000%						
0,9662	ago-23	22,057%	21,165%	20,684%	5,746%	-2,236%	-9,684%	-45,701%	-47,268%	-45,853%	-54,768%	-50,052%	-46,188%	-54,407%	-63,128%	-65,382%	-43,894%	-31,669%	-47,580%	-40,673%	-32,377%	-25,757%	-18,902%	-10,562%	-2,276%	-3,002%	0,000%					
0,9988	sep-23	26,175%	25,257%	24,756%	9,314%	1,093%	-6,637%	-43,869%	-45,489%	-44,026%	-53,240%	-48,366%	-44,372%	-52,869%	-61,884%	-64,214%	-42,001%	-29,364%	-45,812%	-38,671%	-30,090%	-23,252%	-16,168%	-7,544%	1,022%	0,271%	3,374%	0,000%				
1,0443	oct-23	31,923%	30,963%	30,480%	14,294%	5,698%	-2,184%	-41,312%	-43,000%	-41,476%	-51,130%	-46,014%	-41,838%	-50,722%	-60,147%	-62,583%	-39,359%	-26,146%	-43,343%	-35,877%	-26,011%	-19,756%	-12,347%	-3,332%	5,624%	4,839%	8,083%	4,555%	0,000%			
1,0570	nov-23	33,527%	32,556%	32,028%	15,883%	6,984%	-1,196%	-40,598%	-42,313%	-40,764%	-50,515%	-45,358%	-41,131%	-50,123%	-59,663%	-62,128%	-38,623%	-25,248%	-42,654%	-35,098%	-25,022%	-18,780%	-11,283%	-2,157%	6,908%	6,114%	9,298%	5,827%	1,216%	0,000%		
1,0384	dic-23	31,177%	30,223%	29,703%	13,648%	5,101%	-2,933%	-41,643%	-43,328%	-41,807%	-51,386%	-46,319%	-42,167%	-51,000%	-60,372%	-62,799%	-39,702%	-26,563%	-43,663%	-36,240%	-27,324%	-20,209%	-12,842%	-3,879%	5,027%	4,247%	7,473%	3,969%	-0,985%	-1,760%	0,000%	
1,0267	ene-24	29,699%	28,756%	28,241%	12,367%	3,917%	-4,023%	-42,301%	-43,963%	-42,462%	-51,934%	-46,924%	-42,818%	-51,552%	-60,819%	-63,214%	-40,381%	-27,390%	-44,299%	-36,958%	-28,142%	-21,108%	-13,624%	-4,962%	3,843%	3,072%	6,262%	2,793%	-1,685%	-2,667%	-1,127%	0,000%
0,9666	feb-24	22,107%	21,219%	20,734%	5,790%	-2,166%	-9,647%	-45,678%	-47,247%	-45,831%	-54,747%	-50,031%	-46,165%	-54,388%	-63,113%	-65,367%	-43,873%	-31,641%	-47,559%	-40,648%	-32,349%	-25,726%	-18,869%	-10,523%	-2,235%	-2,962%	0,041%	-3,224%	-7,440%	-8,553%	-6,914%	-5,854%

	Precio medio mensual del GNL en surtidor (PVP, en €/Kg)
	Mes en el que se realiza la operación de transporte
	Mes de celebración del contrato de transporte

GNC

	PRECIO MEDIO GNC (IMPUESTOS INCLUIDOS) (Céntimos de Euro/Kg)							
Mes	2017	2018	2019	2020	2021	2022	2023	2024
Enero	0,0	0,0	90,1	91,3	84,32	181,34	176,04	112,58
Febrero	0,0	0,0	90,2	91,4	84,38	191,23	153,60	107,22
Marzo	0,0	0,0	89,8	90,5	84,45	184,45	141,88	
Abril	0,0	0,0	89,1	89,3	85,21	226,97	128,17	
Mayo	0,0	0,0	89,8	89,5	85,45	201,8	118,00	
Junio	0,0	0,0	89,6	89,5	85,23	188,33	108,73	
Julio	0,0	0,0	89,7	85,3	88,19	215,4	109,25	
Agosto	0,0	0,0	90,6	84,8	88,41	266,94	107,44	
Septiembre	0,0	0,0	90,6	84,8	88,95	298,31	111,15	
Octubre	0,0	0,0	91,0	84,4	99,93	196,01	114,38	
Noviembre	0,0	0,0	91,4	84,5	107,03	156,2	116,51	
Diciembre	0,0	0,0	91,4	84,4	115,85	190,75	113,86	
MEDIA	0,00	0,00	90,26	87,48	91,45	208,14	124,92	109,90

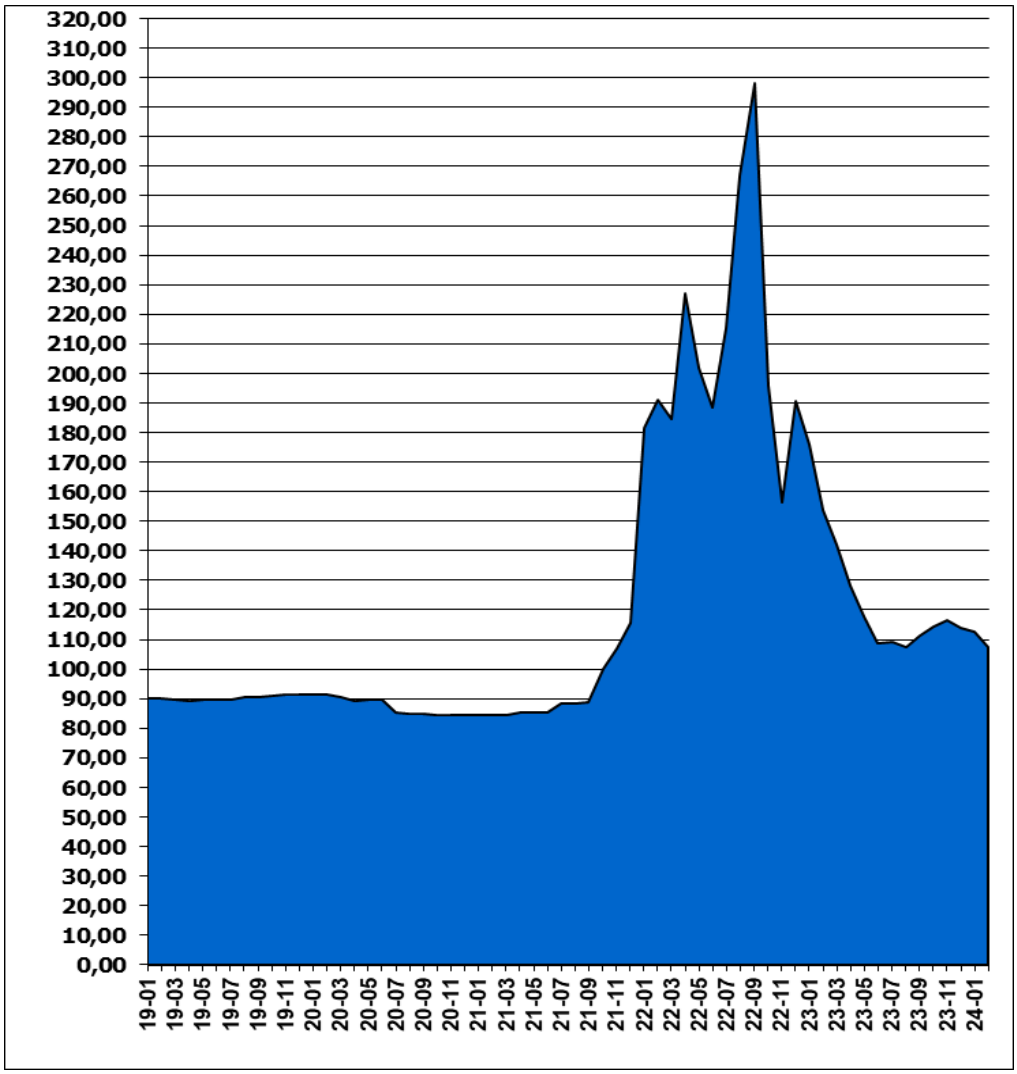

El siguiente cuadro sirve de ayuda a las empresas para ver el impacto de la variación mensual del precio medio del Kg. de GNC en surtidor, comparando las diferencias producidas sobre el precio del combustible entre la firma del contrato de transporte y la realización de este. Las variaciones se obtienen comparando los precios medios mensuales publicados periódicamente por el Ministerio de Transición Ecológica.

CUADRO: Variación del precio medio mensual del GNC entre el momento en que se contrató el transporte y aquel en que se realizó efectivamente

GNC	MES	Mes de celebración del contrato de transporte																													
PVP mensual	Operación	jul-21	ago-21	sep-21	oct-21	nov-21	dic-21	ene-22	feb-22	mar-22	abr-22	may-22	jun-22	jul-22	ago-22	sep-22	oct-22	nov-22	dic-22	ene-23	feb-23	mar-23	abr-23	may-23	jun-23	jul-23	ago-23	sep-23	oct-23	nov-23	dic-23	ene-24
0,8819	jul-21	0,000%																														
0,8841	ago-21	0,249%	0,000%																													
0,8895	sep-21	0,862%	0,611%	0,000%																												
0,9993	oct-21	13,312%	13,030%	12,344%	0,000%																											
1,0703	nov-21	21,363%	21,061%	20,336%	7,105%	0,000%																										
1,1585	dic-21	31,364%	31,037%	30,242%	15,931%	8,241%	0,000%																									
1,8134	ene-22	105,624%	105,113%	103,867%	81,467%	69,429%	56,530%	0,000%																								
1,9123	feb-22	116,859%	116,295%	114,986%	91,364%	78,670%	65,067%	5,454%	0,000%																							
1,8445	mar-22	109,151%	108,630%	107,364%	84,579%	72,163%	59,215%	1,715%	-3,545%	0,000%																						
2,2697	abr-22	157,365%	156,724%	155,166%	127,129%	112,062%	95,917%	25,163%	18,690%	23,052%	0,000%																					
2,0180	may-22	128,824%	128,255%	126,899%	103,941%	88,545%	74,101%	11,283%	5,527%	9,469%	-11,090%	0,000%																				
1,8833	jun-22	113,550%	113,033%	111,726%	88,462%	75,960%	62,564%	3,855%	-1,316%	2,164%	-17,024%	-6,675%	0,000%																			
2,1540	jul-22	144,245%	143,638%	142,159%	115,553%	101,252%	85,930%	18,782%	12,639%	16,780%	-5,098%	6,739%	14,374%	0,000%																		
2,6694	ago-22	202,687%	201,934%	200,101%	167,127%	148,407%	130,419%	47,204%	39,931%	44,722%	17,610%	32,275%	41,741%	23,928%	0,000%																	
2,5831	sep-22	238,258%	237,417%	235,168%	198,119%	178,716%	157,497%	64,503%	55,995%	61,729%	31,401%	47,825%	58,197%	38,491%	-11,752%	0,000%																
1,9601	oct-22	122,259%	121,706%	120,360%	96,147%	83,136%	69,193%	8,090%	2,500%	6,267%	-13,641%	-2,869%	4,078%	-5,002%	-26,572%	-34,293%	0,000%															
1,5620	nov-22	77,118%	76,677%	75,604%	56,309%	45,940%	34,830%	-13,863%	-18,318%	-15,316%	-31,180%	-22,197%	-17,060%	-27,484%	-41,485%	-47,638%	-20,310%	0,000%														
1,5075	dic-22	116,294%	115,750%	114,440%	90,884%	78,221%	64,653%	5,189%	-0,251%	3,416%	-15,958%	-5,490%	1,985%	-11,444%	-28,542%	-36,058%	-2,664%	22,119%	0,000%													
1,7604	ene-23	99,614%	99,118%	97,909%	76,163%	64,477%	51,955%	-2,923%	-7,943%	-4,560%	-22,439%	-12,765%	-6,526%	-18,273%	-34,053%	-40,988%	-10,188%	12,702%	-7,712%	0,000%												
1,5360	feb-23	74,169%	73,736%	72,681%	53,708%	40,513%	32,585%	-15,297%	-19,678%	-16,725%	-32,326%	-23,885%	-18,441%	-28,691%	-42,459%	-48,513%	-21,637%	-1,665%	-19,476%	-12,747%	0,000%											
1,4188	mar-23	60,880%	60,480%	59,505%	41,979%	32,561%	22,469%	-21,760%	-25,607%	-23,079%	-37,490%	-29,693%	-24,664%	-34,112%	-46,849%	-52,428%	-27,616%	-9,168%	-25,626%	-19,499%	-7,630%	0,000%										
1,2817	abr-23	45,134%	44,972%	44,092%	28,260%	19,751%	10,634%	-29,321%	-32,978%	-30,512%	-43,530%	-36,487%	-31,944%	-40,497%	-51,985%	-57,035%	-34,610%	-17,945%	-32,807%	-27,193%	-16,950%	-6,663%	0,000%									
1,1800	may-23	33,802%	33,489%	32,659%	18,083%	10,249%	1,858%	-34,929%	-38,294%	-36,026%	-48,011%	-41,526%	-37,344%	-45,218%	-55,795%	-60,444%	-39,799%	-24,490%	-38,139%	-32,970%	-23,177%	-16,631%	-7,920%	0,000%								
1,1873	jun-23	23,291%	22,984%	22,237%	8,800%	1,588%	-6,146%	-40,041%	-43,142%	-41,052%	-52,095%	-46,120%	-42,266%	-49,522%	-59,268%	-63,953%	-44,528%	-30,361%	-42,999%	-38,230%	-28,212%	-23,383%	-15,167%	-7,859%	0,000%							
1,0925	jul-23	23,880%	23,572%	22,822%	9,327%	2,074%	-5,697%	-39,754%	-42,870%	-40,770%	-51,886%	-45,862%	-41,990%	-49,280%	-59,073%	-63,777%	-44,263%	-30,090%	-42,726%	-37,940%	-28,674%	-22,968%	-14,762%	-7,415%	0,478%	0,000%						
1,0744	ago-23	21,828%	21,525%	20,787%	7,515%	0,983%	-7,259%	-40,752%	-43,816%	-41,751%	-52,663%	-46,759%	-42,951%	-50,121%	-59,751%	-63,984%	-45,186%	-31,216%	-43,675%	-38,968%	-30,052%	-24,274%	-16,174%	-8,949%	-1,186%	-1,657%	0,000%					
1,1115	sep-23	26,035%	25,721%	24,958%	11,228%	3,849%	-4,057%	-38,700%	-41,876%	-39,740%	-51,039%	-44,921%	-40,981%	-48,398%	-58,361%	-62,749%	-43,294%	-28,841%	-41,739%	-36,861%	-27,657%	-21,459%	-13,279%	-5,859%	2,236%	1,739%	1,463%	0,000%				
1,1438	oct-23	28,697%	29,375%	28,589%	14,460%	6,867%	-1,269%	-36,925%	-40,187%	-37,989%	-49,606%	-43,320%	-39,266%	-46,899%	-57,151%	-61,657%	-41,646%	-26,773%	-40,037%	-35,026%	-25,534%	-19,383%	-10,759%	-3,068%	5,198%	4,696%	4,459%	2,906%	0,000%			
1,1651	nov-23	32,112%	31,784%	30,984%	16,592%	8,857%	0,570%	-35,751%	-39,073%	-36,834%	-48,667%	-42,265%	-38,135%	-45,910%	-56,353%	-60,943%	-40,999%	-25,410%	-38,920%	-33,810%	-24,147%	-17,881%	-9,097%	-1,263%	7,155%	6,645%	6,442%	4,822%	1,862%	0,000%		
1,1386	dic-23	29,108%	28,786%	28,004%	13,940%	6,381%	-1,718%	-37,212%	-40,403%	-38,271%	-49,835%	-43,578%	-39,542%	-47,140%	-57,346%	-61,832%	-41,911%	-27,166%	-40,309%	-35,322%	-26,972%	-19,749%	-11,165%	-3,588%	4,718%	4,220%	3,975%	2,439%	-0,495%	-2,274%	0,000%	
1,1258	ene-24	27,656%	27,339%	26,565%	12,659%	5,185%	-2,823%	-37,918%	-41,128%	-38,964%	-50,399%	-44,212%	-40,222%	-47,794%	-57,826%	-62,261%	-42,364%	-27,926%	-40,980%	-36,049%	-26,769%	-20,651%	-12,164%	-4,593%	3,541%	3,048%	2,784%	1,287%	-1,574%	-3,373%	-1,124%	0,000%
1,0722	feb-24	21,578%	21,276%	20,540%	7,295%	0,178%	-7,440%	-40,873%	-43,931%	-41,870%	-52,760%	-46,868%	-43,068%	-50,223%	-59,834%	-64,058%	-45,299%	-31,357%	-43,790%	-39,093%	-30,195%	-24,429%	-16,145%	-9,136%	-1,389%	-1,858%	-0,205%	-2,536%	-4,260%	-7,974%	-5,632%	-4,761%

	Precio medio mensual del GNC en surtidor (PVP, en €/Kg)
	Mes en el que se realiza la operación de transporte
	Mes de celebración del contrato de transporte

JMQ/MSA